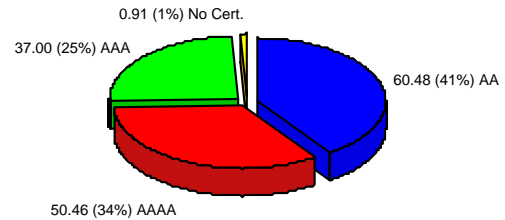


Number and Average Salaries According to Training 2001 - 2002

Superintendents

Certificate	Number	Percent	Avg. Salary
AAAA	50.46	33.90	NA
AAA	37.00	24.86	NA
AA	60.48	40.63	NA
A	0.00	0.00	NA
No Certificate	0.91	0.61	NA
TOTAL	148.85		\$79,809

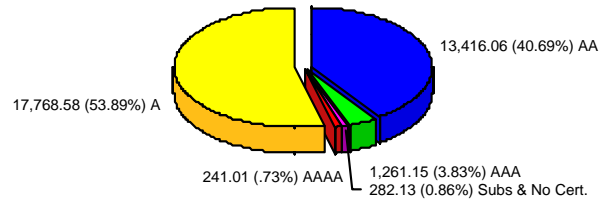
Training of Superintendents



Instructional Personnel

Certificate	Number	Percent	Avg. Salary
AAAA	241.01	.73	\$51,648
AAA	1,261.15	3.83	\$46,245
AA	13,416.06	40.69	\$38,375
A	17,768.58	53.89	\$30,621
Substitute & No Certificate	282.13	0.86	\$35,630
TOTAL	32,968.92		\$34,570

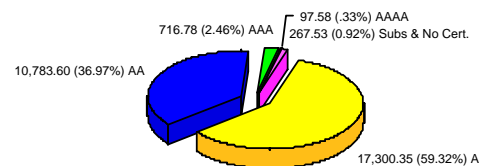
Training of Instructional Personnel



Classroom Teachers

Certificate	Number	Percent	Avg. Salary
AAAA	97.58	.33	\$44,386
AAA	716.78	2.46	\$42,803
AA	10,783.60	36.97	\$36,820
A	17,300.35	59.32	\$30,605
Substitute & No Certificate	267.53	0.92	\$35,664
TOTAL	29,165.83		\$33,295

Training of Classroom Teachers



LEGEND:

AAAA - Doctor's Degree AAA - Specialist's Degree AA - Master's Degree A - Bachelor's Degree